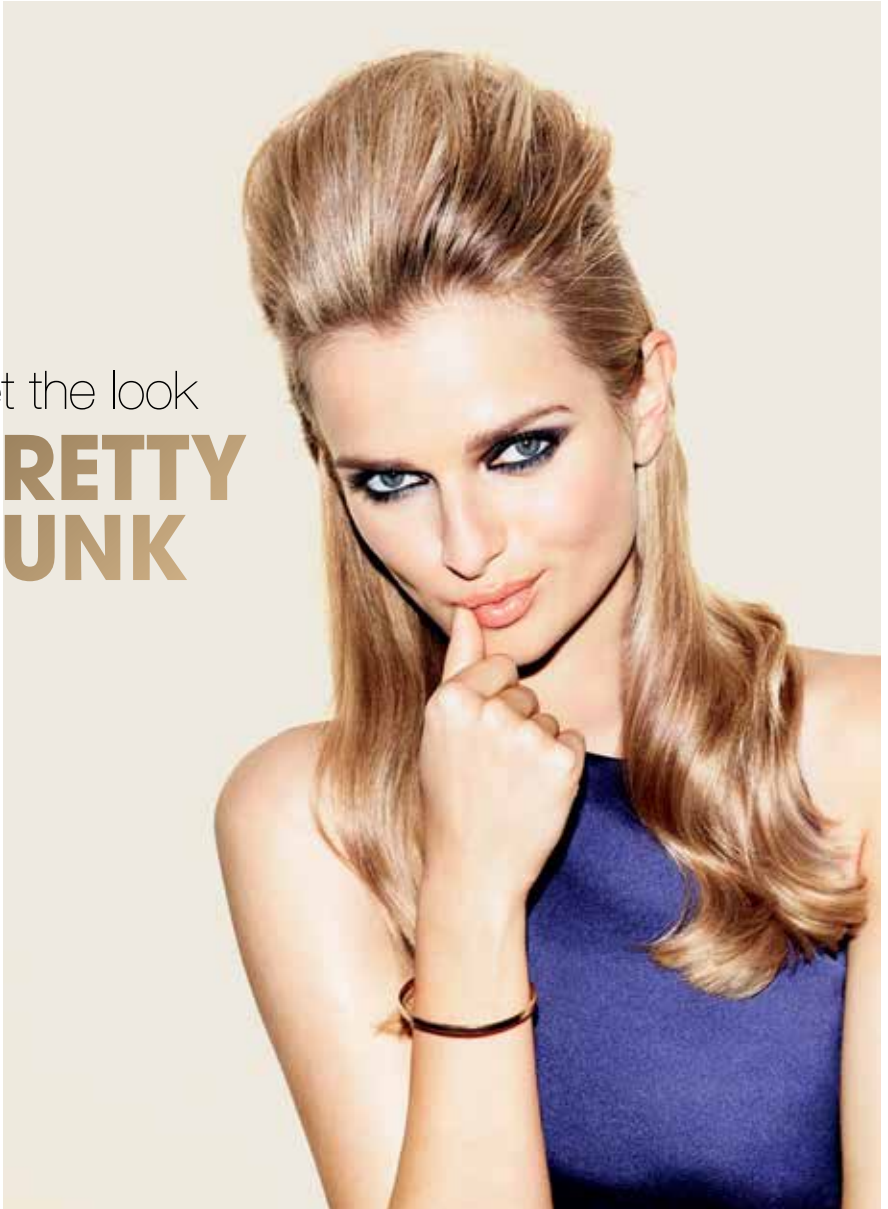


get the look

# PRETTY PUNK



good hair day, every day

# PRETTY PUNK

**Products:** ghd curve® creative wave wand, ghd curl hold spray, ghd oval dressing brush and ghd final fix hairspray.



## STEP 1

Prep dry hair with **ghd curl hold spray** and distribute evenly through to ends.



## STEP 2

Section hair from ear to ear and clip away the top section.



## STEP 3

Divide into sub-sections and flat-wrap hair around the barrel of the **ghd curve® creative wave wand**.




## STEP 4

You don't need to curl the hair too neatly, just enough to add some movement to the lengths.




## STEP 5

Unclip the top section and add volume by back-combing with the **ghd oval dressing brush**.



## STEP 6

Twist the back-brushed section in on itself to create a pleat and secure with kirby grips.



## STEP 7

To finish, smooth the sides of the hair away from the face and tuck behind the ears.



good hair day, every day